

Performance Comparison of Power Flow Studies Using Mipower

R.Manivasagam, Hemila Haland

K.Ramakrishnan College of Engineering, Tamil Nadu, India

Abstract—In the electric power system for the design, planning, control and operation at the current time and upcoming forecasting expansion of systems the power study or load flow analysis is essential. The effect of interconnections, add or remove generations, loads, transmission lines, etc. known before the installation gives the top, financial and effectual operation. This paper explains about the solution of load flow study considering of input voltage and indication power settings to power system and provides all the busses power flow and voltage magnitude. The calculation of load flow studies is easy for small system. But the system is too large that consists with hundreds or thousands busses it is problematical by hand. The MiPower (MiP) software is used to resolve power flow solution problem since large power system network. To solve the power flow problem in present many software program available for example Matlab, Power World Simulator (PWS), PSCAD and MiPower but, Mipower is chosen. Because Mipower is best simulation software of power flow studies for bulky network. And also it gives the detailed and accurate result with less time. The Mipower software is the forward-looking simulation equipment in an attempt to develop the load flow analysis. All the power system tools were designed to survive high effectiveness and to resist worst case situation.

Index Terms - Fast Decoupled, IEEE bus, Matlab, MiPower, Personal Computer (PC), Power Flow, Power World Simulator (PWS), User Interface (UI).

I. INTRODUCTION

In today's life electricity is compulsory each and every second of our life. The electric power demand is increased continuously hence this problem. According to increasing of power demand need to plan, design and implement the large generation, transmission and distribution [1]-[2]. Therefore decipher is enormously significant to manage the speed and size. The researchers have study the load or power flow decipher enormously in last spans. The power system engineers are analyzing present and upcoming operating features of power system which are provided by the load flow studies. For the best operation of grid network the designing of the network is necessary. To survey the power system unconditional problems the load flow studies is crucial.

Load flow studies [3] heave light on some of the imperative features of the system operation, such as: generator overloading, line overloading, violation of voltage magnitudes mat the busses, reduction of phase margin, power angle

changes among buses associated with line indication, result of incidents like line voltages, emergency blackout of generators, etc. To improve economic power system operation load flow is important. Based on the defined generation state, transmission network and load structure the load flow studies resolves steady state operation of power system with desired bus voltage, power flow results without considering transient process. Hence, the nonlinear algebraic equation system without differential equations is the arithmetic prototypical of power flow problematic. According to this the power flow study is the base for dynamic analysis and dynamic analysis is based on the algorithm of power flow studies. To understanding the approach of modern power system studies the knowledge of concept and algorithm of the power flow study is essential.

The load flow studies provide the voltage magnitude, phase angle, real power, reactive power and apparent power at various busses in the grid network. Together with line flow and losses of each and every line is provided. Associated to old circuit analysis, a load flow analysis generally used shortened representation for a single line diagram and per unit system, and concentrations on different methods of AC power.

In this study the use of nodes or buses transmission network designed by interconnection of transmission line. The Generator and load connected to nodes or busses to inject and eject the power from the network. For a radiated delivery system with a bulky quantity of nodes the general purpose program convergence must be have difficulties. Later, progress of a superior database is essential for radial distribution studies. The computer based power flow solution was great according to deliver accurate, quick and economic result.

The main advantage of load flow study is that gives the best and fast planning and explanation for different suppositious conditions. For example, if any one of the transmission line is disconnected for repairs, can other lines in the system maintain the demands within their limits. Nodal analysis is used to derive the basic equation of load flow analysis for the power system. The load flow analysis has several solution practices. The solution processes and preparation according to the formula is applicable for both single-case and multi-case and proposed for both online and off-line applications. This

can be accurate or estimated, with adjusted or unadjusted values. Therefore an engineer is always concerned with effective and cost-effective operation and planning in electric power generation system with interconnected transmission network in the power industry. Due to this large interconnection network the energy crisis problem will occur in the earth and also continuously increases the cost of the system, the power flow study reduces the this type of running charges. This statistics are important for nonstop observing and control of present and future expansion of the power system [4]-[5].

Different methods of power flow studies given in section II. Section III explains about the overview of power flow. From this overview of power flow study one of power flow technique chosen for power flow analysis. Different software analysis and results in section IV. This section explains the speed and accuracy of software clearly. To conclude this by conclusion in section V. It clarifies about the best analysis tool in MATLAB, PWS and Mipower.

II. LITERATURE REVIEW

In all power system analysis calculations the load flow studies are possibly most common. When the elements becomes burdened or overloaded that is found by the planning studies. Based on load-flow analysis major speculation choices start with strengthening approaches. In working examinations, to take care of the demand without over-burdening conditions; runs the generator at the ideal working point; and keep techniques can go before without harm the security of the framework the power stream considers are utilized.

Reasonable for the accompanying data is the target of the any heap stream program:

- Phase angle and voltage magnitude at each transport.
- Active and reactive power of every component.
- Reactive power loading on every generator.

The heap stream program giving the accompanying data to accomplish the above goals:

- ✓ Division rundown of the framework joins i.e., the impedance of every component, sending-end and getting end bus #. Lines and transformers are denoted by their π -equal models.
- ✓ Voltage magnitude and phase angle give in one transport, which is taken as the reference point for whatever remains of the framework.
- ✓ Voltage extent and Real power age for every generator transport.
- ✓ Active and reactive power required at each heap transport.

There are numerous techniques in power stream examination. These are

- Gauss-Seidal Iterative strategy

- Newton Raphson strategy
- Fast Decoupled strategy

A. Gauss-Seidal Iterative Method

To take care of power framework power flow Problems, the generally utilized technique was the gauss– seidel iterative strategy in view of a nodal admittance matrix. This technique is exceptionally straightforward and need of memory space is little. At the point when the system size is increases, likewise increments of iteration also suddenly and the cycle procedure not met every so often.

This issue prompted the utilization of the consecutive substitution technique in light of the nodal impedance network. The principle disadvantage of the impedance technique is its high memory need and calculating issue.

The Gauss-Siedel (GS) technique is an iterative calculation for resolving an arrangement of non-straight arithmetical conditions [6]-[7]. To begin with, the arrangement vector, created on the real experience, physical circumstance is considered. One of the conditions is the used to acquire the changed estimation of a specific variable by substituting in it the present estimations of the rest of the qualities. On account of the arrangement vector of these factors refreshed quickly. The procedure is then revised for every one of the factors in this manner finishing cycle. The iterative procedure is reshaped till the arrangement vector merges inside endorsed precision. The assumption of starting values cause the convergence fairly sensitive. Luckily, in power flow analysis is a beginning vector near the last answer can be effectively related to past understanding. To clarify how the GS strategy is connected to get the power flow solution, let it be expected that every one of the nodes other than the slack node are PQ nodes. Future this technique can be effortlessly actualized to contain PV buses as well.

B. Newton Raphson Method

The Newton technique is a typical strategy. The non-straight conditions in arithmetic, with advantageous convergence are being solved by the Newton technique. It changes the system of resolving nonlinear conditions into the methodology of over and again settling direct conditions. To greatly enhance the calculating productivity of the Newton technique the sparsity of Jacobean matrix is utilized in the iterative procedure [8]-[10].

C. Fast Decoupled Method

The power flow computing technique remains on creating in different ways. Among them the best is the quick decoupled technique, additionally called the P _ Q decoupled strategy. Comparing with the Newton technique, this strategy is significantly less difficult and more proficient algorithmic, and subsequently more mainstream in numerous applications. The fundamental thought of the quick decoupled strategy is communicating the nodal control as a component of voltages

in polar frame; independently illuminating the real and reactive power conditions [11] by utilizing dynamic power confuse to adjust voltage angle and utilizing reactive power mismatch to alter voltage magnitude. Along these lines, the processing weight of load flow computation is improved essentially.

III. OVERVIEW OF POWER FLOW STUDIES

In middle of the 1950s the calculation of load flow started by using of digital computers. Since, a variety of techniques has been used in power flow computation. Basic necessities of power flow calculation run the improvement of these approaches, which can be summed up as:

1. The convergence properties
2. The computing efficiency and memory requirements
3. The convenience and flexibility of the implementation

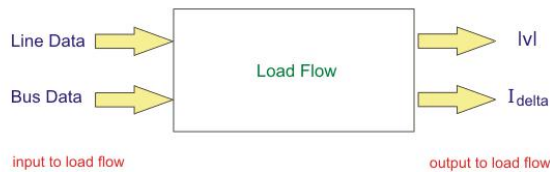


Fig 1. Basic Load Flow

Statistically, the power flow problem is a difficult of resolving a system of nonlinear algebraic equations. Some iteration process does not avoid generally in its solution. Thus dependable convergence develops the crucial standard for a power flow calculation method.

The electric power network is created by the generator, transformer, transmission lines and loads. In the process of power system analysis, the static components, such as transformers, transmission lines, shunt capacitors and reactors, are denoted by their equivalent circuits.

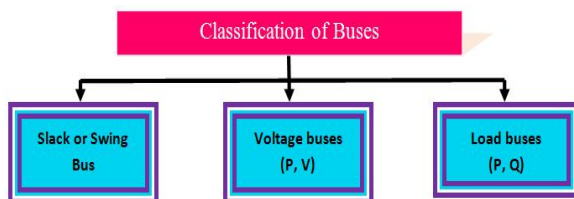


Fig 2. Bus Classification

The nodal admittance matrix based Gauss-Siedal Iterative method widely used in the openings usage of statistical computers to resolve the power flow problem. (It will be basically named as admittance technique below)[12]. The principle of this method is rather simple and its memory requirement is relatively small. At the time, the computer and power system theory applies to these properties clarified. When the system size is increases, the number of iteration also

rises suddenly, and the iteration process not converged occasionally. This difficulty directed to the use of the nodal impedance matrix based sequential substitution technique (also named the impedance technique)[13].

The impedance technique enhanced convergence and not being able to solve by the admittance method to solve some problems. Memory necessity and computer system burden are the main flaw of impedance method.

The Newton–Raphson method (also called the Newton method) is introduced to overcome the disadvantage of impedance method. The non-linear equations in mathematics, with advantageous convergence are being solved by the newton method. To greatly improve the computing efficiency of the Newton method the sparsity of Jacobean matrix is used in the iterative process. According to the consideration features of convergence, computing speed and memory demand the Newton-Raphson strategy has exceeded the impedance method.

The best is the quick decoupled technique, likewise called the P _ Q decoupled strategy. Comparing with the Newton strategy, this technique is significantly more straightforward and more proficient algorithmically, and in this way more prevalent in numerous applications.

Recently, the counterfeit insightful hypothesis, fuzzy calculation, the genetic calculation and artificial neural system calculation have been produced for power flow examination. Be that as it may, as of recently these new models and new calculations still can't supplant the Newton strategy and P _ Q decoupled technique. Since the sizes of power system proceed to extend and the necessities for online count turn out to be increasingly terrible, the parallel registering calculations are likewise contemplated seriously now and may turn into an imperative research field[15-19].

IV. ANALYSIS AND RESULTS

Main objective of this paper is to compare the results using MiPower with PWS and Matlab. It gives simulation result from sample IEEE 3 bus system. In this paper Fast Decoupled method is used for the simulation of power flow analysis [13].

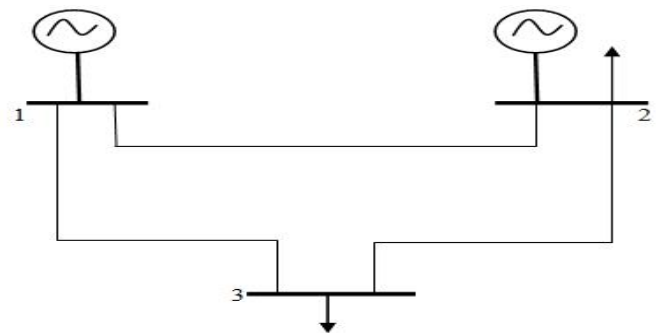


Fig 3. IEEE 3 Bus System

TABLE I BUS DATA

Bus No.	Voltage	Generation		Load	
		MW	Mvar	MW	Mvar
1	1.04+j0	0	0	0	0
2	1.02+j0	100	0	50	20
3	1.00+j0	0	0	250	150

TABLE II
 LINE DATA

Line No.	From Bus	To Bus	Resistance (R)	Reactance (X)	Half Line Charging B/2
1	1	2	0.04	0.1601	0.15
2	1	3	0.02	0.08	0.07
3	2	3	0.03	0.1001	0.04

A. Matlab

MATLAB is a special app. To generate and correct the practical work the Matlab is flexible. This is model for math fans who are observing for an application that will support them to make equations, tables, graphs. MATLAB is a multi-paradigm arithmetical calculating atmosphere and exclusive coding language established by Mathworks. The term MATLAB opinions for matrix workroom.

B. Power World Simulator

Power world is a great powerful tool for solving power flow studies. Circuit analysis is the one of the little different method to solving power system. The circuit analysis is only taken the impedance and voltages as the input in the calculation. If you are given the power of generator and loads instead of impedance and voltages it makes difficult to solving of the circuit analysis by hand, but it is easy to solve using of computer programs. Most utilities use Power World and similar programs for solving their systems.

PWS is control framework reproduction programming that empowers simple high voltage transmission framework demonstrating, with up to 250,000 transports. Initially, the PWS programming was created by the gathering of analyst of the University of Illinois, USA. At that point this product to created and popularize. For the instructive variant of PWS, just 50 transports are introduced on every PC in the research center. A free demo variant PWS contains 12 transports. It is open source programming.

Power World Simulator has numerous highlights, including: control stream, ideal power stream, and possibility examination, blame investigation, time-step reenactment, AGC, contrast streams, transient dependability, voltage steadiness, formed showcases, and so on. Notwithstanding that, PWS has a graphical UI that encourages demonstrating power frameworks.

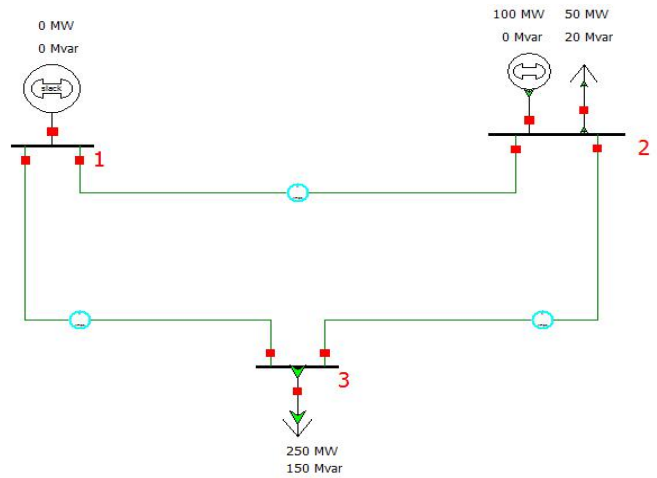


Fig 4 Bus System in PWS

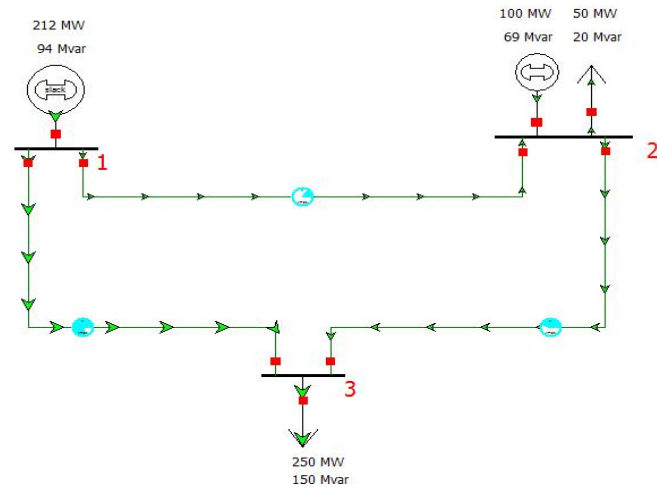


Fig 5. Load Flow in PWS

C. MiPower

MiPower is a highly interactive, user friendly windows based Power System Analysis package. It includes a set of modules for the performance of power system design and analysis study for widespread area. MiPower characteristics include a highest scratch windows GUI with federal database. Steady state, electro-magnetic and transient analysis can be achieved with greatest precision and tolerance.

Mipower is an Indian item created by Power Research and Development Consultants (PRDC). It is a bangalore based counseling and programming improvement organization. MiPower is the top product of PRDC containing of an extensive variety of programming applications for the outline, investigation and reproduction of electrical power framework (transmission, distribution and generation systems).

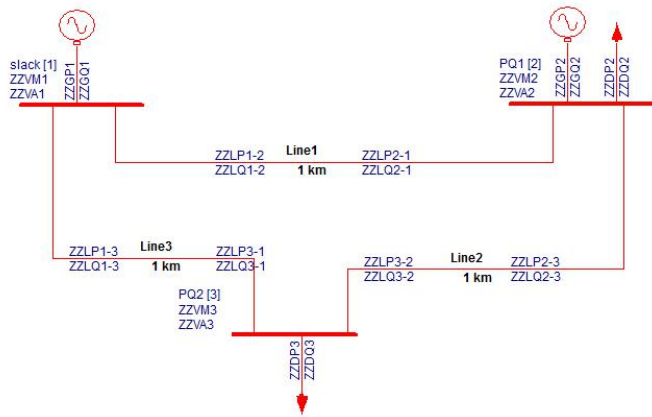


Fig 5. Bus System in MiP

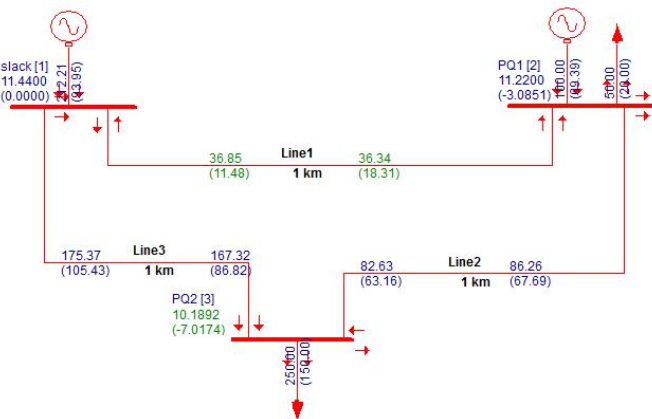


Fig 6. Load Flow in MiP

TABLE III COMPARITIVE POWER FLOW OF MATLAB, PWS AND MiP

LINE	From	To	1	1	2
			2	3	3
O W LINE	MW	Matlab	36.82	175.376	86.310
		PWS	36.82	175.38	86.31
		MiP	36.846	175.365	86.263
	Mvar	Matlab	-11.473	105.459	67.709
		PWS	-11.5	105.46	67.71
		MiP	-11.478	105.429	67.695
LO SS LINE	MW	Matlab	0.51	8.050	3.637
		PWS	0.51	8.05	3.64
		MiP	0.5104	8.0477	3.6346
	Mvar	Matlab	-29.79	18.622	4.544
		PW	-29.79	18.62	4.54
		MiP	-29.7871	18.6135	4.5336

TABLE IV COMPARISION RESULT OF MATLAB, PWS AND MiP

Software used	No. of iterations	Total time in seconds
MATLAB	8	3.793
PWS	6	0.093
MIPOWER	5	0.078

V. CONCLUSION

The improvement test system device models utilizing MiPower programming can be connected to understand control stream arrangement framework. These models have been utilized to consider and investigate the power stream parameter, for example, generator node, load node, slack node, impedance at transmission line and transformers. Also, the test system device was produced by consolidating each transport. Keeping in mind the end goal to dissect control stream in this power framework, all parameter was set by IEEE affirmed. The entire outcome from MiPower was more exact distinguished with the other strategy like MATLAB and PWS. In power framework analysis, the MiPower reproduction is the best giving fast, efficient and inexpensive outcomes of high exactness. Better economy in power stream estimation; along these lines depend basically on fast and practical PCs and in addition precise and effective PC supported programming. The proposed investigation of intensity stream arrangement additionally can be connected to industry and worldwide utilized. Furthermore, MiPower technique still should be investigated and enhance for better application.

REFERENCES

- [1]. A.E. Guile and W.D. Paterson, —Electrical power systems, Vol. 2, (Pergamon Press, 2nd edition, 1977).
- [2]. W.D. Stevenson Jr., —Elements of power system analysis, (McGraw-Hill, 4th edition, 1982).
- [3]. Xi-Fan Wang and Yonghua Song —Modern Power Systems Analysis, I in Springer, ISBN 978-0-387-72853-7, United Kingdom, LLC 2008.
- [4]. Dharamjit and D.K. Tanti, —Load Flow Analysis on IEEE 30 bus System, I Jharkhand, India, IISRP, vol. 2, no. 11, ISSN 2250-3153, Nov 2012.
- [5]. M H Hemanth Kumar and Vijayshree G, M H Hemanth Kumar and Vijayshree G, —Load Flow Analysis Of Distribution Generation System Using IEEE 30 Bus System, Bangalore, India, IJEEE, vol. 3, no. 4, p-ISSN: 1694|2426, Aug. 2016.
- [6]. W. R. Klingman and D. M. Himmelblau, "Nonlinear programming with the aid of a multiple-gradient summation technique," J. ACM, vol. 11, pp. 400-415, October 1964.
- [7]. Yunxu Liang, —Improved Gauss-Seidel Iterative Method On Power Networks, I M.Sc Student, University Of Florida, 2004.
- [8]. W.F. Tinney, C.E. Hart, "Power Flow Solution by Newton's Method, " IEEE Transactions on Power Apparatus and systems , Vol. PAS-86, pp. 1449-1460, Nov 1967
- [9]. D.I. Sun, B. Ashley, B. Brewer, A. Hughes and W.F. Tinney, —Optimal Power Flow by Newton Approach, I IEEE Transactions on Power Apparatus and systems, vol.103, No.10, 1984, pp2864-2880.

- [10]. Aradhana Pradhan and Padmaja Thatoi, —Study On The Performance Of Newton – Raphson Load Flow In Distribution Systems, I Elect. Eng., National Institute of Technology, Rourkela, May 2012.
- [11]. Keter Samson Kipkirui, —De-Coupled Load Flow Study Method, I Elect. Eng., University Of Nairobi, PRJ (71)-F17/30052/2009, Apr. 28, 2014.
- [12]. R. Benato, A. Paolucci, and R. Turri, —Power Flow Solution By A Complex Admittance Matrix Method, I International Transactions on Electrical Energy Systems, ETEP.4450110305, March 22, 2007.
- [13]. H.E. Brown, G.K. Carter, H.H. Happ and C.E. Person,—Power Flow Solution by Iterative Impedance Method, I IEEE Transactions on Power Apparatus and Systems, PAS-82(65):1-10, May 1963.
- [14]. Archita Vijayvargia, —Comparison between Different Load Flow Methodologies by Analyzing Various Bus Systems, I Rajasthan, India, IJEE, ISSN 0974-2158 Volume 9, Number 2 , pp. 127-138, 2016.
- [15]. R.Manivasagam & D Aarthi “Design and Implementation of UPFC Using Ten Switch Converter With Switch Reduction”, International Journal Of Engineering And Computer Science ,vol.6,Issue.6, 2017 ,Page no. 21861- 21869.
- [16]. R.Manivasagam & D Aarthi “Design of UPFC using Ten Switch Converter with Switch Reduction”, International Journal for Scientific Research & evelopment,vol.5,Issue.4, 2017 ,Page no. 490-493.
- [17]. R.Manivasagam, Raghavi, R “Modeling of a Grid Connected New Energy Vehicle Charging Station” International Journal of Applied Engineering Research (IJAER), Volume 10, Number 20 (2015), Special Issues, pp. 15870-15875.
- [18]. R.Manivasagam, Raghavi, R “Modeling of a Grid Connected Electric Vehicle Charging Station with FOH approximation”, International Open Journal for Engineering Research (IOJER), Volume 1, Issue 3, April 2015, P.No-19- 25.
- [19]. R.Manivasagam, Dharmalingam, Velayutham “Power Quality Problem Mitigation by Unified Power Quality Conditioner: An Adaptive Hysteresis Control Technique”, International Journal of Power Electronics (IPE), Volume 6, No.4, 2014, P.No- 403-425.’.Inderscience Enterprises Ltd.